

**CHPPD Section Meeting will
begin at 12:30 p.m EDT.....**

Agenda

12:30 Welcome and Introductions, March minutes, agenda changes

12:40 Budget Summary, Proposals, Lessons learned

12:50 Presentation and Discussion

1:30 Communications:

- 2010 Workplan
- Annual Meeting Business Meetings and Social
- Newsletter deadline Monday, May 24
- Blum and Vision Awards ...deadline extended to Friday, May 28
- Website

1:45 Announcements

Meeting Objectives

- Spend down 2009-2010 budget. Discussion on 2010-2011 budget in July.
- Review CHPPD Priorities Survey Feedback
- Understand basic concepts behind Institute for Healthcare Improvement's Breakthrough Series (BTS) Collaborative Methodology
- Begin discussion on adapting "innovation" methodology
- Potential collaboration between CHPPD-CBPH Caucus for social in Denver

Budget Spend Down Proposals

- Amount to spend: \$1406.81
- Propose
 - 1,000 brochures: \$450
 - 2 student awards \$300 or \$250 (total: \$600-\$500)
 - 5 Section Service Plaques (\$350)
 - T-shirts or Tote bags? (\$500)

Using Improvement Methods for Community Engagement

Adapting Institute for Healthcare Improvement's
Breakthrough Series Collaborative Methodology

By Priti Irani, CHPPD Section Chair
May 18, 2010

Outline

- CHPPD Priorities Survey Results
- How do we engage 98 members? Can We?
- One method: BTS Collaborative Methodology

1. Which of the following CHPPD Section Policy Priorities would you be willing to work on with a team because of your interest or expertise? (Select up to three)

	1	2	3	Rating Average	Response Count
Health Reform/Quality of Health Care/Certificate of Need	46.2% (12)	19.2% (5)	34.6% (9)	1.88	26
Health Information Technology	25.0% (2)	25.0% (2)	50.0% (4)	2.25	8
Health Equity	27.8% (10)	41.7% (15)	30.6% (11)	2.03	36
Vitamin D Education and Research	33.3% (1)	33.3% (1)	33.3% (1)	2.00	3
Data Systems/Geographic Information Systems	22.2% (2)	44.4% (4)	33.3% (3)	2.11	9
Community Health Improvement	41.2% (21)	37.3% (19)	21.6% (11)	1.80	51
Social Determinants of Health	27.5% (19)	34.8% (24)	37.7% (26)	2.10	69
Built Communities	56.3% (9)	25.0% (4)	18.8% (3)	1.63	16
Community-Based Participatory Research	40.9% (18)	34.1% (15)	25.0% (11)	1.84	44
			Other (please specify)		12
			<i>answered question</i>		98
			<i>skipped question</i>		0











2. Which of the following topics (identified at the March 18 CHPPD Section Conference call) would you be MOST willing to work on in 2010? Please select only one choice.

	Response Percent	Response Count
Plan and facilitate one business meeting on the topic of "community sustainability"	11.2%	11
Write an APHA proposed policy or organize an invited session on menu labeling,	1.0%	1
Write an APHA proposed policy or organize an invited session on zoning	3.1%	3
Write an APHA proposed policy or organize an invited session related to smoke free laws	2.0%	2
Write an APHA proposed policy or organize an invited session related to obesity prevention	14.3%	14
Write an APHA proposed policy or organize an invited session on Social Justice/Social determinants of health (power, poverty, education, etc.)	27.8%	27
Be part of the CHPPD Section Rapid Response Team who provides written comments on specific federal regulations (e.g. Healthy People 2010, Obesity Task Force, Health Reform etc)	18.4%	18
Organize a learning institute session on how GIS can be used for policy development and planning	4.1%	4
Organize a session or write a proposed policy on how to evaluate planning efforts	8.2%	8
Other (please specify)	10.2%	10
<i>answered question</i>		88

3. Which of the following activities are you most inclined to work on because of your interest or expertise? (Select up to three)





	1	2	3	Rating Average	Response Count
Developing a policy statement	43.2% (16)	29.7% (11)	27.0% (10)	1.84	37
Contributing to the newsletter	54.5% (24)	22.7% (10)	22.7% (10)	1.68	44
Helping to maintain the website	11.1% (1)	44.4% (4)	44.4% (4)	2.33	9
Raising funds for specific projects	44.4% (4)	22.2% (2)	33.3% (3)	1.89	9
Serving a leadership role	25.7% (9)	37.1% (13)	37.1% (13)	2.11	35
Coordinating an oral presentation/poster session for the annual meeting	51.9% (27)	38.5% (20)	9.6% (5)	1.58	52
Coordinating a webinar	42.9% (6)	42.9% (6)	14.3% (2)	1.71	14
Developing and evaluating an advocacy network	35.3% (6)	29.4% (5)	35.3% (6)	2.00	17
			Other (please specify)		5
	answered question				98
	skipped question				0

4. If in the US, which region do you work in? If you are not from one of the US states, please identify your country.

	Response Percent	Response Count
Region I: CT, ME, MA, NH, RI, VT 	5.1%	5
Region II: NJ, NY, Puerto Rico, Virgin Islands 	12.2%	12
Region III: DE, MD, PA, VA, WV, Washington DC 	17.3%	17
Region IV: AL, FL, GA, KY, MS, NC, SC, TN 	10.2%	10
Region V: IL, IN, MI, MN, OH, WI 	18.4%	18
Region VI: AR, LA, NM, TX, OK 	10.2%	10
Region VII: IA, KS, MO, NE 	8.2%	8
Region VIII: CO, MT, ND, SD, UT, WY 	1.0%	1
Region IX: AZ, CA, HI, NV (American Samoa, Guam, Northern Mariana Islands, Trust Territory of the Pacific Islands) 	13.3%	13
Region X: AK, ID, OR, WA 	4.1%	4
Country outside the United States	0.0%	0
Country (please specify)		4
answered question		98
skipped question		0

5. What is your primary role in community health(Choose one)?

	Response Percent	Response Count
Outreach coordinator	1.0%	1
Advocate	5.1%	5
Regulator	1.0%	1
Consultant	5.1%	5
Philanthropist	1.0%	1
Administrator	18.3%	18
Educator	15.3%	15
Planner	13.3%	13
Policy Developer	3.1%	3
Researcher	18.4%	18
Student	20.4%	20
Other (please specify)		13
<i>answered question</i>		98
<i>skipped question</i>		0

6. How long have you been affiliated with the CHPPD Section?			
		Response Percent	Response Count
This is my first year		42.9%	42
More than one year, but less than five years		34.7%	34
5 - 10 years		13.3%	13
More than 10 years		9.2%	9
		<i>answered question</i>	98
		<i>skipped question</i>	0

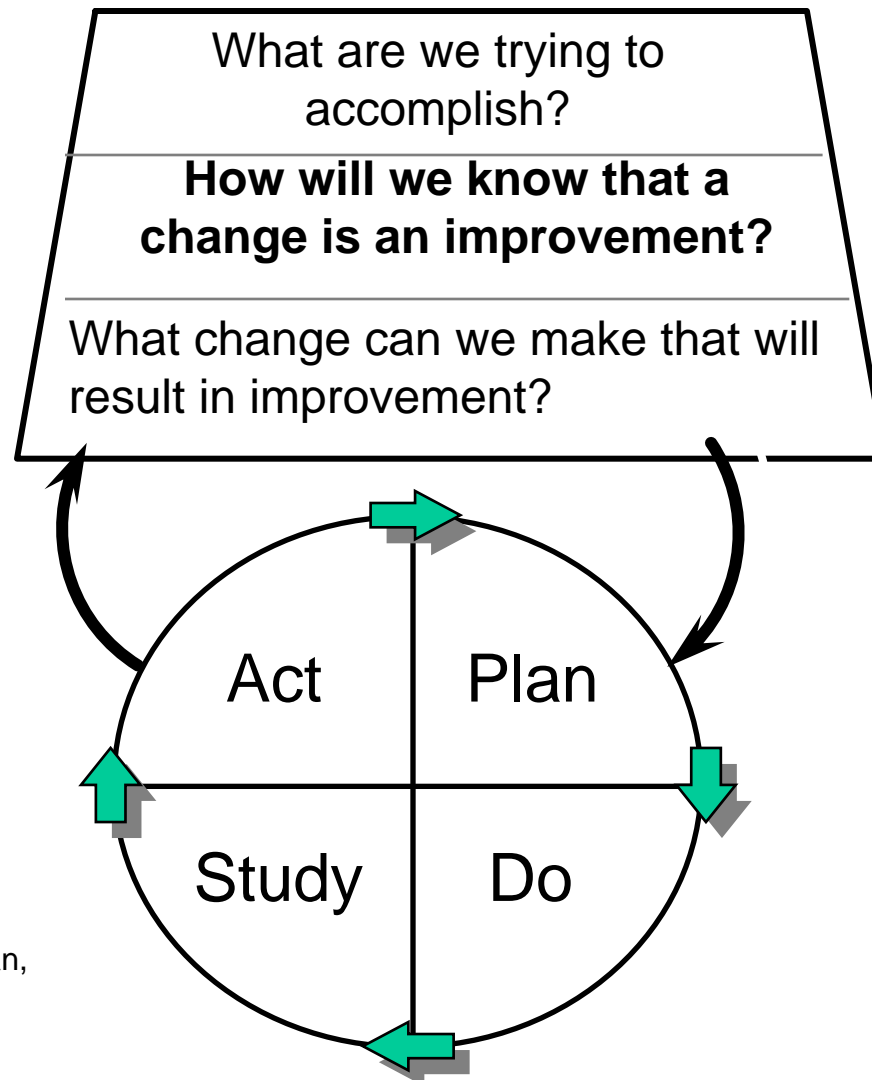
Observations

- All 98 who completed survey did not skip any of the questions.
- 43% of respondents are new members.
- 20% of respondents are students; significant number of respondents are researchers, administrators, educators, planners.
- Did not ask for “setting”...expect 40% or more to be in university setting.

Operational Question

- How do we engage 98 members, most of whom are new?
- What are our expectations?
 - Reach out to 100%?
 - Engage 30%?
 - 10 % of 98 will have results to show (annual meeting session, paper – policy or journal, work/linkage at local level, organize webinar, present at conference call)?

Measurement



The Improvement Guide
Langley, Nolan, Nolan, Norman,
Provost 1996

Lessons from Data Collection

- What worked?
- What didn't work?
- What was difficult?
- Why?
- Ideas for successful measurement and data collection

Measurement Assumptions

- The purpose of measurement in quality improvement is for learning not judgment
- All measures have limitations, but the limitations do not negate their value
 - Seek usefulness, not perfection
- Measures are one voice of the system. Hearing the voice of the system gives us information on how to act within the system
- Measures tell a story; goals in your aim statement give a reference point

Identify a Balanced “Family” of Measures

Outcome = Voice of the customer/student:

- How is the system performing?
- What is the result?
- How is the learning of the student affected?

Process = Voice of the workings of the system:

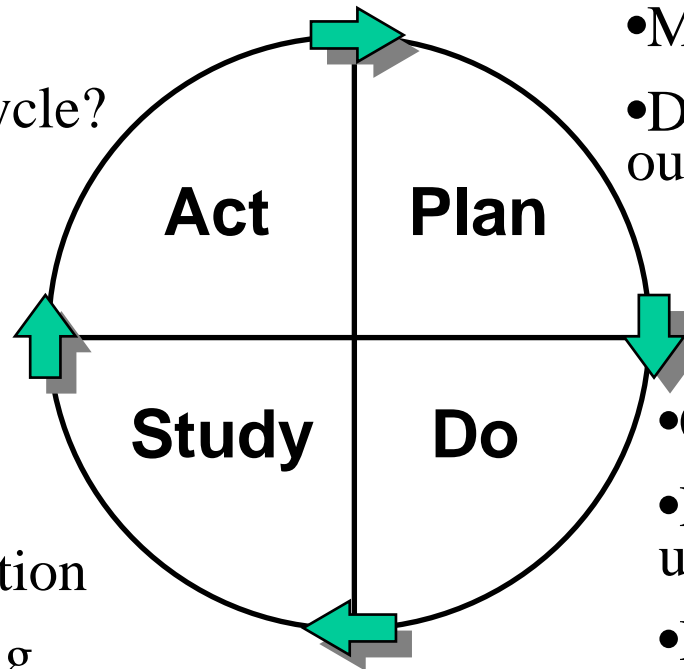
- Are the parts/steps in the system performing as planned?
- Are key changes being implemented in the system?

Balancing = Looking at a system from different dimensions

- What happened to the system as we improved the outcome and process measures?
- Are we improving some parts of the system at the expense of others?

The PDSA Cycle

- What modifications to make?
- What is the next cycle?



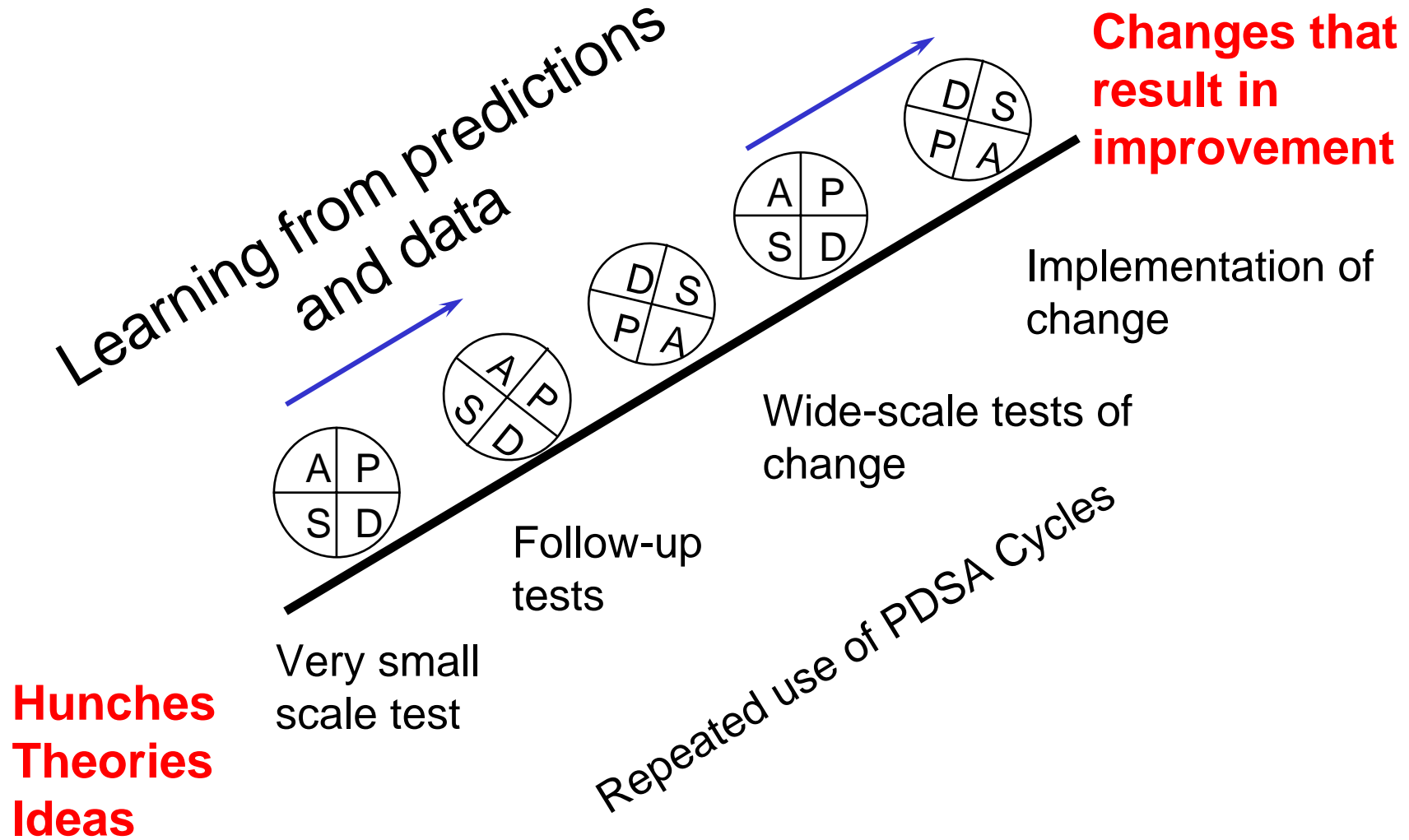
- State objective of cycle
- Make predictions
- Develop a plan to carry out

- Complete analysis
- Compare to prediction
- Summarize learning

- Carry out the test
- Document problems and unexpected outcomes
- Begin data analysis

Learning & Improvement

Learning to Implementing: Repeated use of the PDSA Cycle



Issues to Consider

Challenges

- CHPPD is volunteer group – rotating leadership, and members.
- Difficult to get data from APHA in a timely manner.

Required


- Important to get data at least monthly...it is a commitment.
- PDSAs can be done in any situation.
- Knowledge of research-based standards and best practice in member engagement.

What has to happen

- If we decide on PDSAs, what are we testing for?
- Needed: at least 2 persons (director/coordinator and improvement advisor per issue + team).
- Overall Collaborative Coordinators – draft overall purpose...who should they be. Suggest chair and chair-elect. Immediate past chair – advisory/trainer role/
- Communication strategy.
- Each issue group will have to draft: purpose/aim including quantitative goals, timeline (by March 2010), measures and strategies based on evidence and standards.

Discussion Questions

- Is similar methodology taught to public health students in schools and used in practicum?
- What are alternatives to this methodology?
- What do we want to achieve?
- What do we want to learn?
- What do we need to decide if we want to try out this methodology?
- Next Steps? Newsletter article, communicate with survey respondents saying what?



Switching Gears

APHA Proposed Policy Review Summary

https://www.surveymonkey.com/sr.aspx?sm=02FHXTFzwR5SYUda6O3RNzwYtytJOdW2KOVthosYa8_3d

- All 17 proposed policies reviewed by 5 reviewers
- Six policies (B2, B3, B4, B6, B8, D3) were missing critical information or had redundant recommendations, and section recommended not supporting the policies to the JPC.
- Policies have been sent to authors for revision.
- Roy Grant, CHPPD Section is the lead author on the policy on Medical/Health Home.
- Next Review of accepted proposed policies: August – September 2010

Picture CHPPD?

